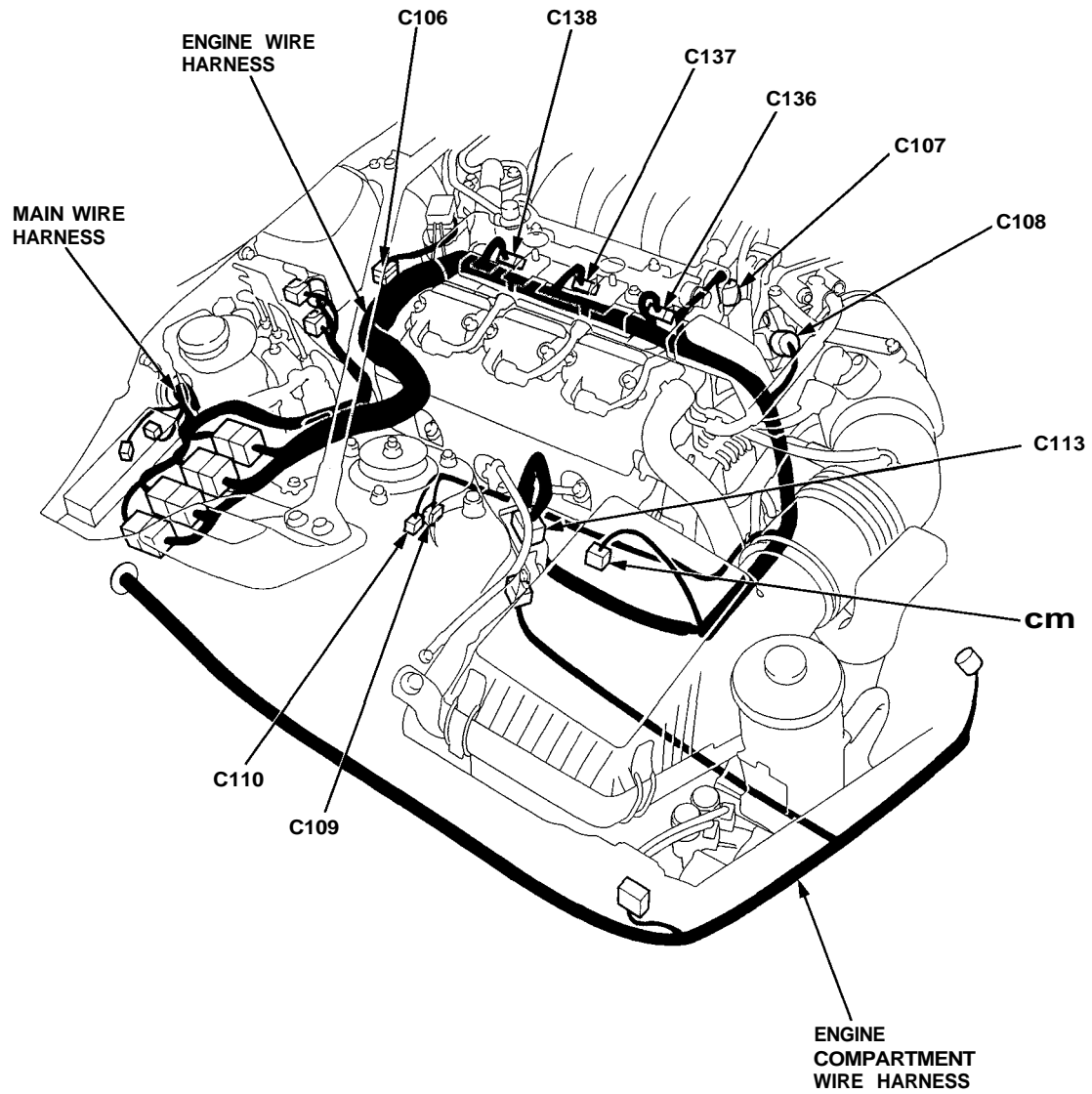


System Description

System Connectors (Engine Compartment)





C106



①	YEL/WHT ¹
②	BLK/WHT
③	GRN/WHT ²

C107



①	GRN/WHT ²
②	RED/WHT

C108



①	YEL/WHT ¹
②	RED/BLU ²
③	GRN/WHT ²

C109



①	YEL/RED
②	BLK/YEL
③	GRN/WHT ²

C110



①	GRN ¹
②	GRN/WHT ²

C111



①	GRN/WHT ²
②	RED/BLU ³
③	GRN/RED
④	BLK/YEL

C113



①	WHT	⑤	WHT/BLU
②	WHT/GRN	⑥	BLK
③	BLK	⑦	WHT/YEL
④	WHT/BLK	⑧	WHT/RED

C136



①	RED/BLK
②	BRN ¹

C137



①	RED/BLK
②	RED

C138



①	RED/BLK
②	ORN

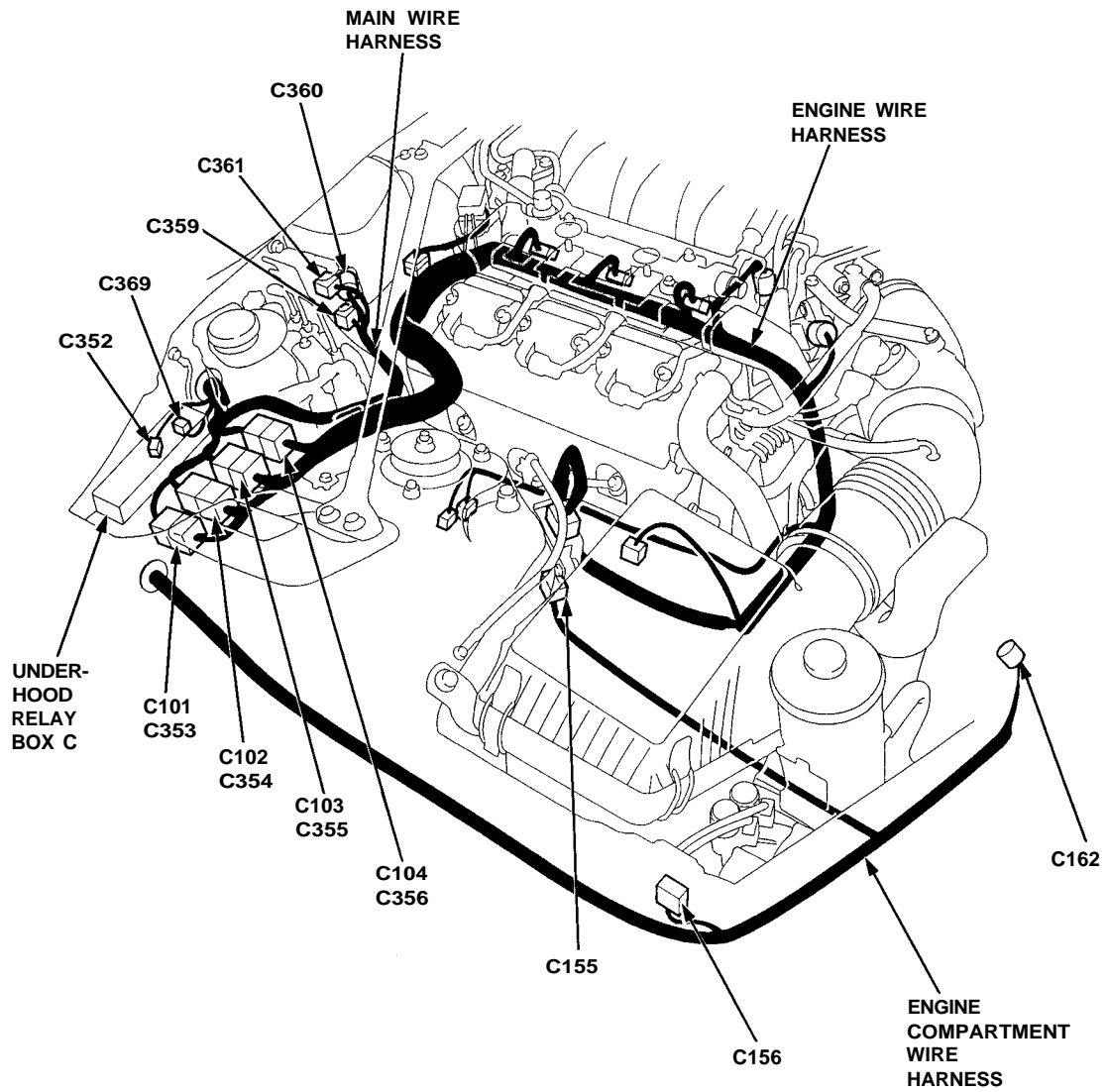
NOTE: Different wires with the same color have been given a number suffix to distinguish them (for example YEL/BLK¹ and YEL/BLK² are not the same).

O: Related to Fuel and Emissions System.

(cont'd)

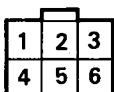
System Description

System Connectors (Engine Compartment)(cont'd)



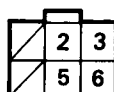


C155



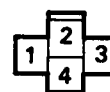
① BLU	④ RED
② BRN ²	⑤ GRN
③ PNK	⑥ GRN ²

C156



① —	④ —
② BLK/YEL	⑤ RED/BLU ¹
③ BLK/YEL	⑥ YEL ²

C162



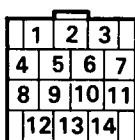
① RED/BLU
② BLU/RED
③ BLK
④ LT BLU

C352



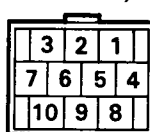
① BLU
② —

C353



① WHT ¹	⑧ BLU/YEL
② RED/BLU ³	⑨ ORN/BLU ¹
③ ORN	⑩ WHT/BLU ¹
④ WHT ²	⑪ BLU/GRN
⑤ ORN/BLU ²	⑫ RED/BLU ¹
⑥ WHT/BLU ²	⑬ WHT ¹
⑦ ORN	⑭ BRN/BLK

C354
(Without TCS: M/T.
With TCS: A/T)



(Without TCS: M/T)

① GRN/WHT	⑥ YEL/BLU
② BLK ²	⑦ YEL/BLK
③ BLK ¹	⑧ WHT ¹
④ WHT/BLU	⑨ GRN/BLK
⑤ WHT/RED	⑩ YEL

(With TCS: A/T)

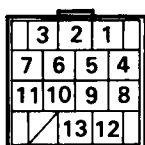
① YEL/WHT	⑥ YEL/BLU
② BLK ²	⑦ YEL/BLK
③ BLK ¹	⑧ BLU/BLK
④ WHT/BLU	⑨ BLU/YEL
⑤ WHT/RED	⑩ —

C354
(Without TCS: A/T)



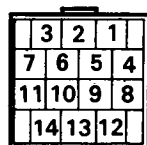
① WHT/BLU	④ WHT/RED
② BLK ²	⑤ YEL/BLU
③ BLK ¹	⑥ YEL/BLK

C354
(With TCS: A/T)



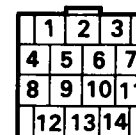
① YEL/WHT	⑧ WHT ¹
② BLK ²	⑨ GRN/BLK
③ BLK ¹	⑩ YEL
④ WHT/BLU	⑪ GRN/WHT
⑤ WHT/RED	⑫ BLU/BLK
⑥ YEL/BLU	⑬ BLU/YEL
⑦ YEL BLK	⑭ —

C355



① YEL/RED	⑧ GRN/WHT ²
② BLK/YEL	⑨ RED/WHT
③ GRN ¹	⑩ BLK/YEL
④ YEL/WHT ¹	⑪ GRN/RED
⑤ RED/BLU ²	⑫ RED/YEL
⑥ BLK/WHT	⑬ BLK/YEL
⑦ YEL/WHT ¹	⑭ GRN/BLU

C356



① YEL/BLK	⑥ BLK/YEL
② BLU/RED	⑦ YEL ¹
③ BRN/BLK	⑧ BLK/RED
④ YEL/GRN	⑨ WHT/BLU
⑤ ORN	⑩ BLU/BLK
⑥ RED	⑪ YEL/RED
⑦ BRN ¹	⑫ RED

C359



① WHT
② BLK/YEL
③ BLK/YEL
④ LT GRN ¹

C360



① RED
② GRN/WHT ²
③ YEL/WHT ¹

C361



① GRN/WHT ²
② BLU/YEL
③ YEL/WHT ¹

C369



① YEL/BLK
② YEL/BLK
③ RED/BLU ²
④ RED

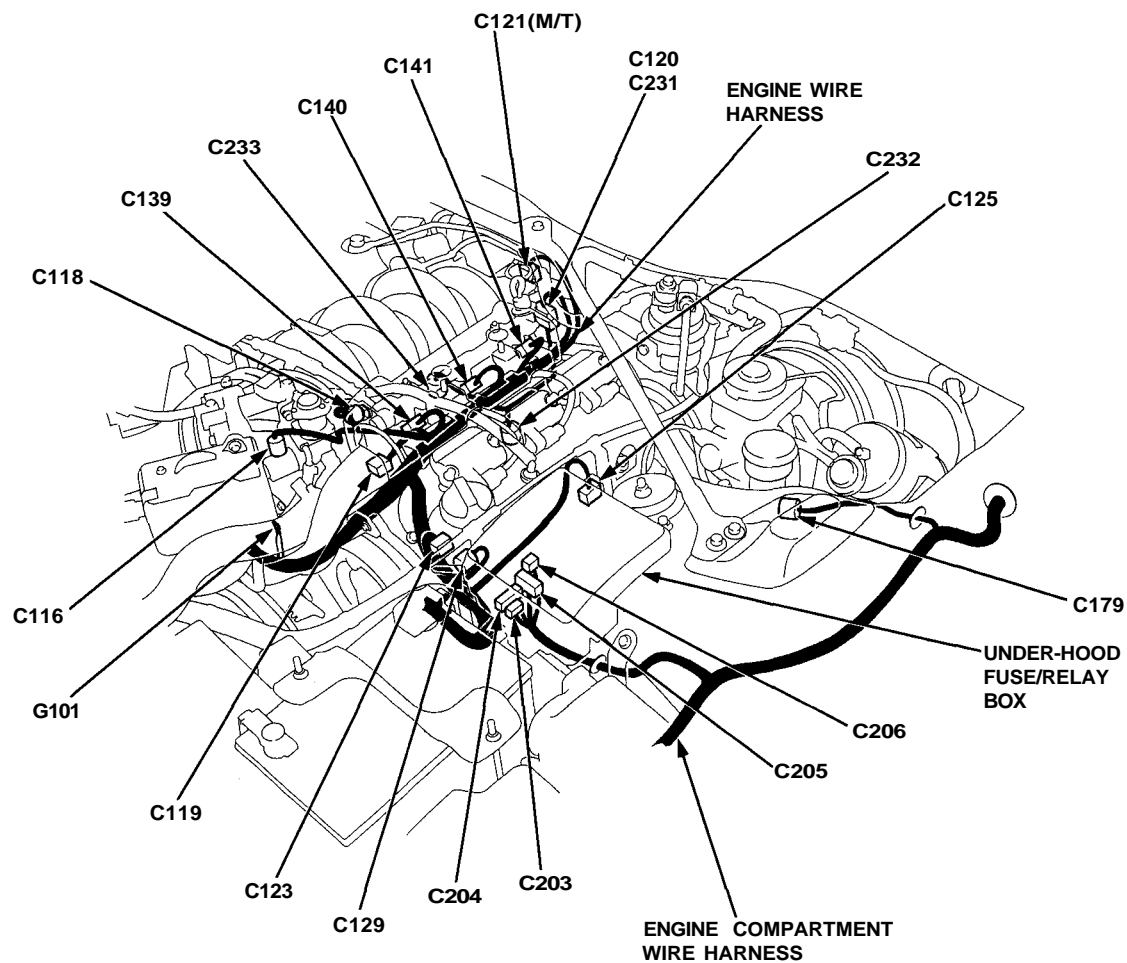
NOTE: Different wires with the same color have been given a number suffix to distinguish them (for example YEL/BLK¹ and YEL/BLK² are not the same).

○: Related to Fuel and Emissions System.

(cont'd)

System Description

System Connectors (Engine Compartment)(cont'd)





C116



①	BLU/RED
②	YEL/BLK

C118



①	GRN/WHT ²
②	RED/YEL

C119



①	ORN/BLU ²	⑤	BLU/GRN
②	WHT/BLU ²	⑥	BLU/YEL
③	WHT ²	⑦	WHT/BLU ¹
④	ORN	⑧	ORN/BLU ¹

C120



①	RED/BLU ¹
②	BRN/BLK
③	WHT ¹

C121 (M/T)



①	BLK ¹
②	WHT ¹

C123



①	GRN/WHT ²
②	WHT ²
③	GRN/BLU
④	BLK/YEL

C125



①	RED/BLK	⑤	RED/BLK
②	RED/BLK	⑥	RED/BLK
③	RED/BLK	7	—
④	RED/BLK	⑧	YEL/BLK

C129



①	WHT/RED
2	YEL/BLU
3	WHT/BLU
4	BLK/YEL

C139



①	RED/BLK
②	WHT/BLU

C140



①	RED/BLK
②	BLK/RED

C141



①	RED/BLK
②	YEL ¹

C179



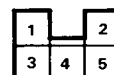
①	LT GRN ²
②	BLK/YEL

C203



①	BLK/YEL
②	BLK/YEL

C204



1	YEL/BLK
2	YEL/RED
③	WHT/GRN
4	WHT/YEL
5	RED/GRN

C205



①	WHT/BLK
2	—
3	WHT/BLU

C206



①	WHT
---	-----

C232



①	RED/BLU ¹
2	—

C233



①	WHT ¹
2	—

NOTE: Different wires with the same color have been given a number suffix to distinguish them (for example YEL/BLK¹ and YEL/BLK² are not the same).

○: Related to Fuel and Emissions System.